

## Product Detail

This Vista Guardrail is an effective barrier for pedestrians and allows greater visibility to pedestrians. Manufactured from galvanised mild steel with in-line bars.

- Panel Design & Constructed to BS 7818: 1995
- Stock Panels are 2000 mm wide. & 1000 mm
- Posts, pales and rails are galvanised to BS EN1461. With options to be PPC to any RAL
- 12sq Hole to receive M10 x 30 Cup square bolt, washer nyloc nut
- Root Fixed, Surface Fixed
- Available with Sight Gap
- Options of infills available (Staggered and Standard, Racked and Radius)
- Any length made to order

Intermediate Posts - End Posts - options available Please see below

## Contact Us

Here at Street Furnishings, we have become the trusted supplier of many Councils, Contractors, Builders Merchants for over 30 years. Through our knowledge of products built up over time. We are proud in saying “There isn’t much that we can’t supply!”

Phone: 01189 404 717

Web: <https://streetfurnishings.co.uk/>

Email: [mail@streetfurnishings.co.uk](mailto:mail@streetfurnishings.co.uk)

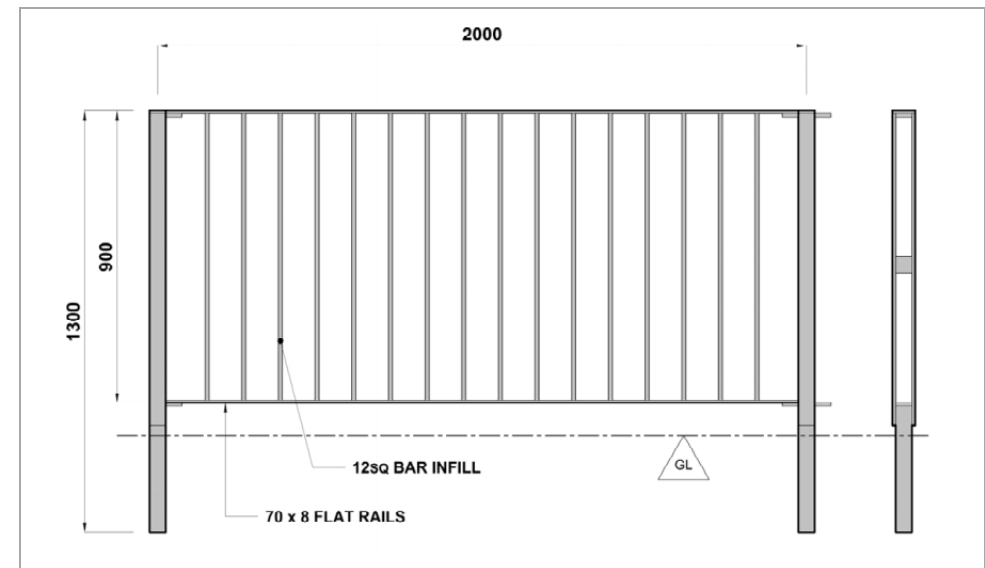


## VISTA Guardrail 2m & 1m

*PRODUCT CODE- 1M V0004 - 2M V0003*

*Intermediate Posts – V0005*

*End Posts – V0006*



## STREET FURNISHINGS LTD

*ONE STOP SHOP FOR ALL HIGHWAY PROFESSIONALS*



## ▼ Vista guardrail (infill layouts)

**TECHNICAL NOTES:**

MATERIALS SPECIFICATIONS TO **BSEN10025/BSEN10219**  
 VERTICAL BAR INFILL AND PITCHES TO **BS1722 Part 9**  
 GALVANIZED FINISH TO **BSEN1461:1999**

**UNIT LENGTHS:**

VISTA GUARDRAIL PANELS ARE AVAILABLE IN STANDARD LENGTHS (SEE BELOW), AND CAN BE ORDERED IN NON STANDARD LENGTHS TO SUIT.

**STANDARD PANEL LENGTHS:** 1000mm, 2000mm

**PANEL INFILL AVAILABLE:**

STANDARD INFILL / S1 / S2 / S4 / S8 INFILL (SEE BELOW)

FOR INFORMATION ON CHOOSING THE CORRECT INFILL PATTERN SEE SECTION 4.70

**ACCESSORIES:**

EACH PANEL WILL BE SUPPLIED WITH 4 No. M10x30 CUP SQ. BOLT, WASHER AND NYLOC NUT FIXINGS.

**RADIUSED PANELS:**


SEE SECTION 3.20 FOR INFORMATION ON HOW TO ORDER A RADIUSED PANEL.



Comparison of standard sight gap and visigap

**SECTION 'A-A' (INFILL PATTERNS)**


**STANDARD INFILL**



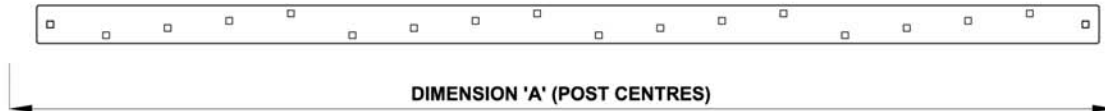
**'S1' INFILL PATTERN**




**'S2' INFILL PATTERN**



**'S4' INFILL PATTERN**



**'S8' INFILL PATTERN**



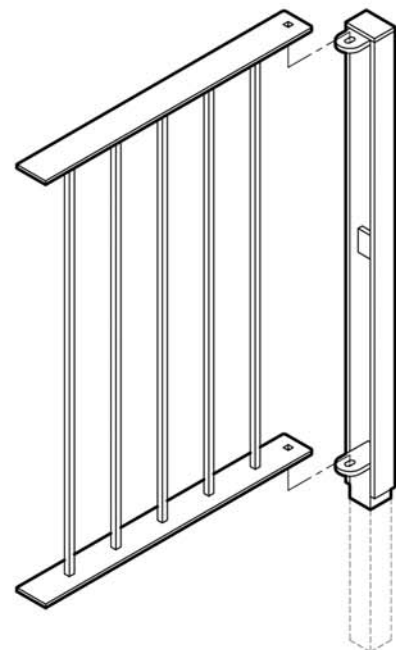
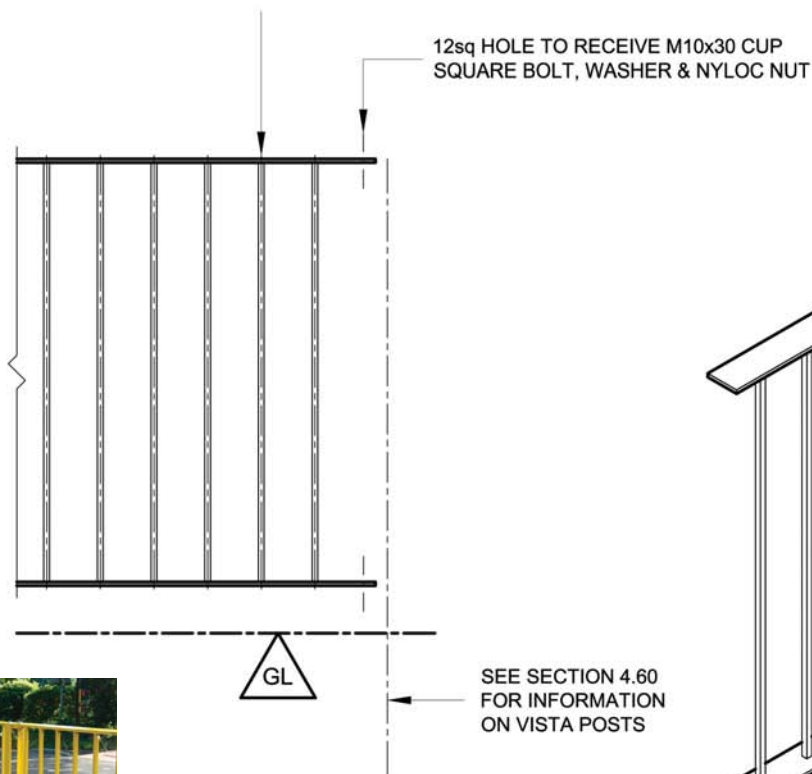
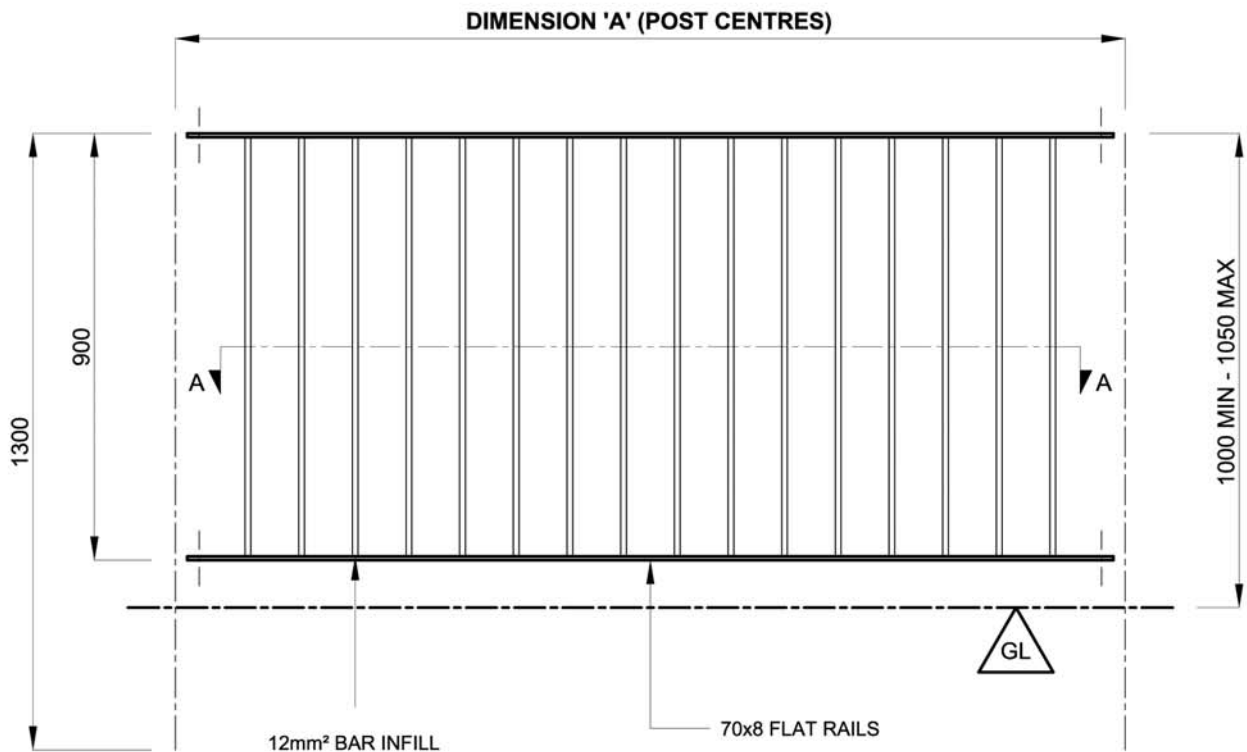
**WHEN SPECIFYING YOUR ORDER PLEASE USE THE FOLLOWING PRODUCT CODE MATRIX:**

- 1) VISTA
- 2) POST CENTRES (DIM 'A' mm)
- 3) INFILL PATTERN (STANDARD INFILL / S1 / S2 / S4 / S8 INFILL)

EXAMPLE: "VISTA (2000mm) S8 INFILL"

SF 4.51

▼ Vista guardrail (standard)



Featured painted in hi-vis yellow

SF 4.50